

Model KC-3NC Air Compressor

The Kahlenberg Model KC-3NC Air Compressor is an extremely quiet, compact, oil-less air compressor solution designed for marine use. The KC-3NC includes a 120 p.s.i. (8 bar) max compressor pump/pressure switch assembly that accepts simple connection of line voltage and 3/8" (10mm) O.D. air tubing. The KC-3NC is available as a stand-alone air source or in combination with Kahlenberg air receivers and accessories in complete kits as listed below.



TECHNICAL DATA

Continuous Duty, Vibration Isolated,
Thermally Protected, Oil-less

Output: 3 C.F.M. FAD @ 100 p.s.i.,
(85 l/m @ 8 bar)

Max. Pressure: 120 p.s.i. (8 bar)

Voltage Req'd: 120 VAC, 60Hz or
230 VAC, 50/60 Hz

Max. Current: 3.4A @ 230 Volts
6.5A @ 120 Volts

Mounting Base: 5052 Aluminum,

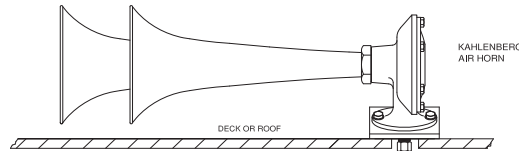
Weight: 27 lbs., (12.2 kg)

Dimensions: 14.5 x 12 x 9.75
(368 x 305 x 248mm)

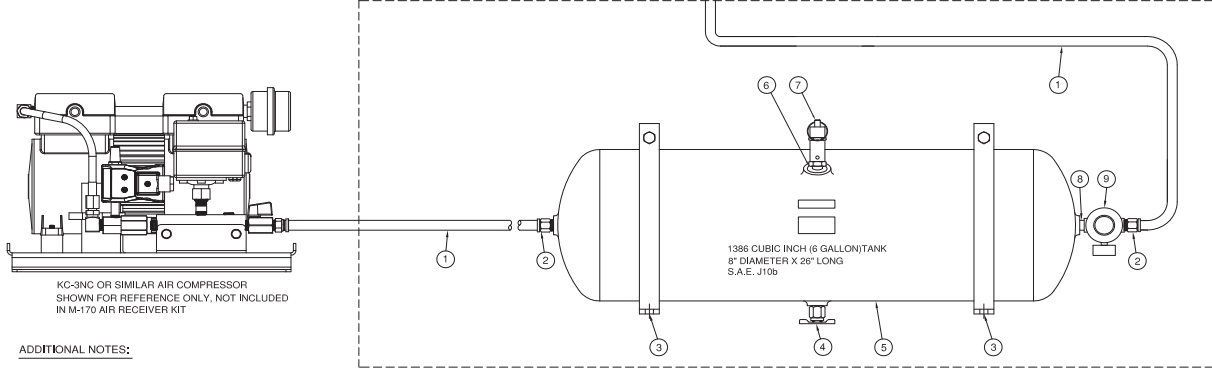
- **Quiet Operation: 64 dB(A) @ 1 Meter**
- **Low Maintenance: Oil-less, Continuous Duty**
- **Internal Shock Mounts minimize vibration**
- **Simple Installation (connect line voltage and flexible air tubing)**
- **Complete Kits Available: Including Air Tank, and accessories specifically designed for Kahlenberg Air Horn Installations conforming to IMO Requirements.**

Air Receiver Kits (Tank, Tubing, Fittings, Air Gauge, Safety Valve, Regulator, Ball Valve, and Air Strainer/Moisture Trap)			
Kit Number	Air Tank	Air Tank Dimensions	For Kahlenberg Air Horn Models
M-170 Air Receiver Kit	M-170	8" x 26" (203 x 660mm) Horizontal	up to Model D-1
M-188 Air Receiver Kit	M-188	14" x 33" (356 x 838mm) Horizontal	up to Model T-1

*Note: M-188 Certified to ASME standards, M-170 Certified SAE J10.



"M-170 AIR RECEIVER KIT" CONTENT SHOWN WITHIN DASHED BOUNDARY BOX



KC-3NC OR SIMILAR AIR COMPRESSOR
SHOWN FOR REFERENCE ONLY, NOT INCLUDED
IN M-170 AIR RECEIVER KIT

ADDITIONAL NOTES:

- 1.) ALL PIPING SHOULD SLOPE TO AN ACCESSIBLE MOISTURE DRAIN POINT. IT IS RECOMMENDED THAT ADDITIONAL MOISTURE TRAPS BE PLACED AT THE BOTTOM OF ALL VERTICAL PIPING RUNS.
- 2.) THE MAIN AIR LINE FROM AIR RECEIVER TO HORN MUST BE OF ADEQUATE DIAMETER TO MINIMIZE FRICTION LOSS OF PRESSURE IN AIR LINE. CONTACT KAHLENBERG INDUSTRIES IF ASSISTANCE IS NEEDED.
- 3.) CHECK ALL PIPING AND FITTINGS REGULARLY TO AVOID LEAKS IN THE SYSTEM. FILTERS, REGULATORS AND OTHER ACCESSORIES SHOULD ALSO BE PROPERLY MAINTAINED.
- 4.) PIPING RUNS SHOWN ARE SCHEMATIC ONLY.
- 5.) THIS DRAWING IS INTENDED TO BE USED IN CONJUNCTION WITH THE COMPLETE INSTRUCTION MANUAL FOR MODEL KC-3NC SERIES COMPRESSORS (SHIPPED WITH COMPRESSOR SYSTEM).

ITEM	PART #	DESCRIPTION	QUAN.
1	PT130-009	TUBE, 3/8" O.D., BLACK	25'
2	P516-16	CONNECTOR, MALE, 3/8" N.P.T. X 3/8" O.D. TUBE	4
3	P521-06	BRACKET, TANK MOUNTING	2
4	D176-02	DRAINCOCK, 1/4" N.P.T.	1
5	M-170	AIR TANK, 08" X 26"	1
6	PT134-005	REDUCER BUSHING, 3/8"-1/4"	1
7	V-808	SAFETY VALVE	1
8	PT29-01	NIPPLE, CLOSE 3/8" N.P.T.	1
9	P553-04	REGULATOR, AIR, 3/8" N.P.T.	1

KAHLENBERG INDUSTRIES, INC. TWO RIVERS, WISCONSIN 54241

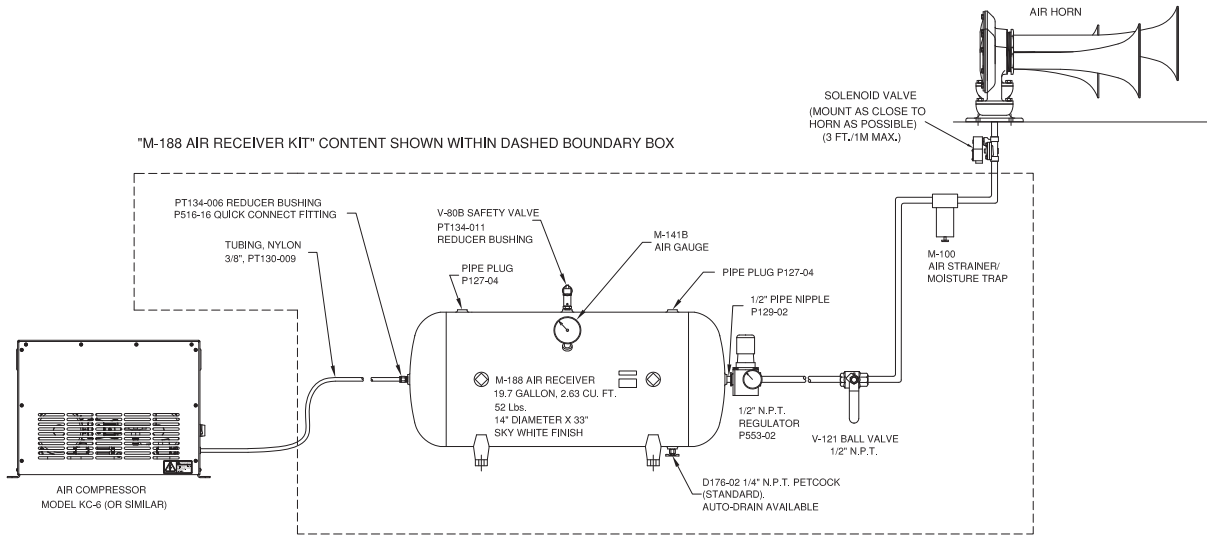
INSTALLATION/PARTS LIST

M-170 AIR RECEIVER KIT

DR.	DATE	CKD.	SCALE	DRWG. NO.	REV.
EMK	09/27/19	EMK	N.T.S.	3-7422	-

Copyright Kahlenberg Ind, Inc, 2010

"M-188 AIR RECEIVER KIT" CONTENT SHOWN WITHIN DASHED BOUNDARY BOX



NOTES:

- 1.) ALL PIPING SHOULD SLOPE TO AN ACCESSIBLE MOISTURE DRAIN POINT. IT IS RECOMMENDED THAT ADDITIONAL MOISTURE TRAPS BE PLACED AT THE BOTTOM OF ALL VERTICAL PIPING RUNS.
- 2.) THE MAIN AIR LINE FROM AIR RECEIVER TO HORN MUST BE OF ADEQUATE DIAMETER TO MINIMIZE FRICTION LOSS OF PRESSURE IN AIR LINE. CONTACT KAHLENBERG INDUSTRIES IF ASSISTANCE IS NEEDED.
- 3.) CHECK ALL PIPING AND FITTINGS REGULARLY TO AVOID LEAKS IN THE SYSTEM. FILTERS, REGULATORS AND OTHER ACCESSORIES SHOULD ALSO BE PROPERLY MAINTAINED.
- 4.) PIPING RUNS SHOWN ARE SCHEMATIC ONLY.
- 5.) THIS DRAWING IS INTENDED TO BE USED IN CONJUNCTION WITH THE COMPLETE INSTRUCTION MANUAL FOR MODEL KC-6 SERIES COMPRESSORS (SHIPPED WITH COMPRESSOR SYSTEM).
- 6.) AFTER THE P553-02 REGULATOR, ALL PIPING, SOLENOID VALVE, AND AIR HORN ARE SHOWN FOR REFERENCE ONLY, AND ARE NOT SUPPLIED WITH THE M-188 AIR RECEIVER KIT.

KAHLENBERG INDUSTRIES, INC. TWO RIVERS, WISCONSIN 54241

INSTALLATION/PARTS LIST

M-188 AIR RECEIVER KIT

DR.	DATE	CKD.	SCALE	DRWG. NO.	REV.
EMK	09-26-19	EMK	N.T.S.	3-7412	-

Copyright Kahlenberg Ind, Inc, 2010